

**TOSHIBA**  
AIR CONDITIONING



# SHORAI

EDGE



Ultra-Pure Filter



Air Ionizer




HADA Care

The Smart Choice



Treat yourself to Japanese quality



# SHORAI

EDGE

Beautify your interior with a new stylish, contemporary design. With its straight line, matt finish and invisible piping pre-cuts, the new SHORAI Edge fits perfectly with any interior.

### Design and Reliability

Innovation, efficiency, high reliability, energy savings – These are powerful values at the heart of everything we do at Toshiba. For over 50 years, Toshiba has been providing its customers with the precision and expertise of Japanese Quality.

### Innovative Inverter Technology

Toshiba's innovative rotary compressor technology combines exemplary performance with outstanding reliability. Minimising fluctuations to ensure a constant temperature, it increases efficiency while significantly reducing the risk of incidental noise. Toshiba's Inverter allows SHORAI Edge to regulate heating and cooling capacity at all times, by adjusting the compressor speed.



Innovation well being

# 革新




After shutting down moisture stays trapped inside



30 minutes of fan operation after shutting down

### DRY



The fan operation after shut down helps dry water droplets to keep the coils dry and clean

### Self-Cleaning

Reduces Moisture.  
Reduces mould formation.  
Fan will turn off after 30 mins.



### Ultra Pure Filter PM2.5 purification

- PM2.5 refers to particulate matter coming from atmospheric pollution, that have a diameter of less than 2.5 micrometers
- Toshiba Ultra-Pure filter captures up to 94% of PM2.5, creating healthy living spaces at home <sup>(1)</sup>
- Prevents formation of mould and fungi


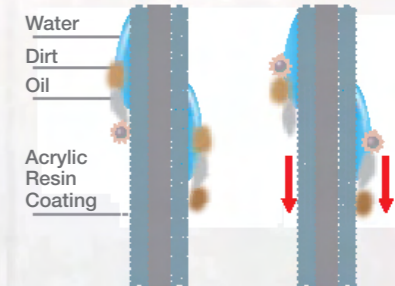
(1) Nantong deli purification equipment factory Co., Ltd.



### Feeling of Freshness Built in Air-Ionizer

In forests, waterfall and lakes, negative ions make the air fabulously fresh and relaxing. The Air-Ionizer helps in bringing the freshness in your home.

### WASH




Reduces water and oil formation and prevents dust sticking to the coil units

### Magic Coil acrylic resin coated

Reduces water and oil formation and prevents dust from sticking to the coil unit.

# Improved comfort



## Easy Maintenance

All components are designed for easy maintenance by service personnel.

- Easy to remove drain pan (3 screws)
- Easy to remove L/R louvers (2 screws)
- Easy to remove FCU Fan

## 3D Airflow

Improved comfort by distributing powerful and stable air volume in 6 unique airflow patterns. (RAS-18 to RAS-24)

## 6 Airflow patterns

Cooled air flows throughout the room, with highly efficient louver directions.

# IR Remote and Smart APP

## HADA Care

Set louver position to generate indirect air flow to user, with better air distribution to homogenize room temperature.

## 3D Airflow

The unit boasts a 3D smart airflow system with independent louvers and 6 patterns for greater comfort (only sizes 18, 22 & 24).

## Silent Operation (outdoor unit)

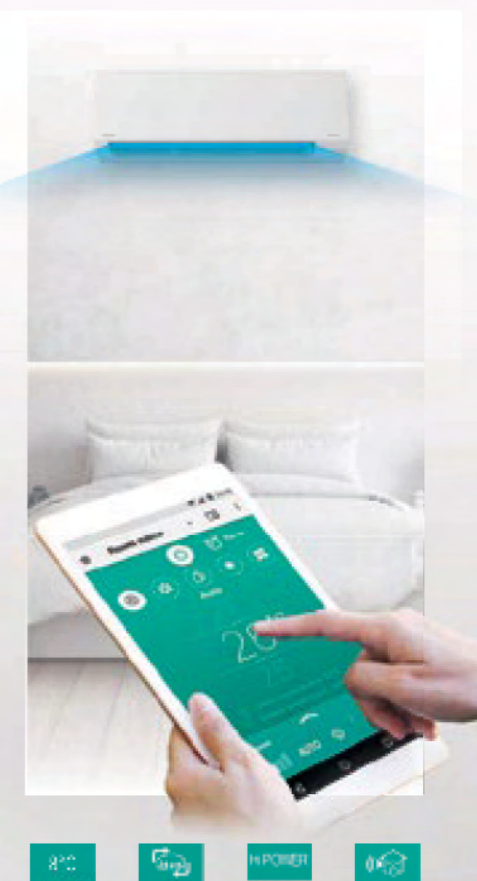
The unique noise reduction function of the outdoor unit minimizes disruption to the neighbourhood.

## Quiet mode (indoor unit)

Press FAN button to adjust speed and reach Quiet Mode to operate at low noise level.

## Weekly timer

Weekly timer allows to set «on and off» times or program settings every 24 hours. Up to 4 different settings/days and 7 different programs in a week.



## Smart App

Customise your comfort, finding the perfect cooling or heating level for your family at any time, no matter where you are. When at home, simply replace your infrared remote control with the intuitive smart app. This also gives you easy access to your air conditioner while you are on the move, allowing you to adapt your comfort to lifestyle!



Indoor		RAS-07E2KVS-G-A	RAS-10E2KVS-G-A	RAS-13E2KVS-G-A	RAS-16E2KVS-G-A	RAS-18E2KVS-G-A	RAS-22E2KVS-G-A	RAS-24E2KVS-G-A
Outdoor		RAS-07E2AVS-G-A	RAS-10E2AVS-G-A	RAS-13E2AVS-G-A	RAS-16E2AVS-G-A	RAS-18E2AVS-G-A	RAS-22E2AVS-G-A	RAS-24E2AVS-G-A
Cooling Capacity - Rated	CO kW	2.00	2.50	3.50	4.20	5.00	6.00	7.10
Cooling Capacity - Range	CO kW	0.80 - 2.80	0.80 - 3.60	0.80 - 4.20	0.80 - 5.00	1.10 - 6.50	1.50 - 7.50	1.50 - 8.20
Power input [rated (min - max)]	CO kW	0.53 (0.19 - 0.84)	0.60 (0.19 - 1.07)	0.85 (0.22 - 1.13)	1.13 (0.25 - 1.56)	1.30 (0.24 - 2.10)	1.57 (0.28 - 2.10)	2.0 (0.30 - 2.60)
Operating current [rated (min - max)]	CO A	2.75 (1.02 - 4.19)	3.05 (1.02 - 5.22)	4.75 (1.35 - 5.50)	5.85 (1.47 - 7.30)	6.60 (1.52 - 10.40)	7.75 (1.68 - 9.75)	9.65 (1.80 - 12.70)
AEER	CO	3.81	4.21	3.98	3.77	3.83	3.77	3.41
Heating Capacity - Rated	RC kW	2.50	3.20	3.70	5.40	5.80	6.90	8.00
Heating Capacity - Range	RC kW	0.70 - 4.00	0.90 - 4.80	0.90 - 5.60	1.30 - 6.20	1.00 - 7.70	1.00 - 8.50	1.70 - 9.20
Power input [rated (min - max)]	RC kW	0.55 (0.17 - 1.28)	0.73 (0.18 - 1.58)	0.82 (0.19 - 1.54)	1.43 (0.24 - 1.92)	1.40 (0.19 - 2.25)	1.69 (0.22 - 2.34)	2.07 (0.30 - 2.40)
Operating current [rated (min - max)]	RC A	2.80 (0.91 - 6.20)	3.65 (0.96 - 7.30)	4.65 (1.14 - 7.30)	6.90 (1.44 - 9.25)	7.00 (1.15 - 10.40)	8.25 (1.37 - 11.25)	9.97 (1.80 - 11.75)
ACOP	RC	4.31	4.47	4.38	3.71	4.05	3.91	3.71
<b>Indoor Unit</b>								
Airflow Volume (High/Mid/Low)	CO m³/hr	830/600/390	770/450/300	820/560/360	850/560/360	1120/900/730	1220/950/740	1370/1120/740
Moisture removal	l/hr	0.80	1.30	1.80	2.80	3.20	3.50	4.00
Dimension (WxLxH)	mm	293 x 800 x 226	293 x 800 x 226	293 x 800 x 226	293 x 800 x 226	320 x 1053 x 245	320 x 1053 x 245	320 x 1053 x 245
Net Weight	kg	9	10	10	10	14	14	14
Sound Power at Cooling Operation (high)	CO dB	55	55	58	60	58	59	62
<b>Outdoor Unit</b>								
Dimension (WxLxH)	mm	240 x 660 x 530	290 x 780 x 550	290 x 780 x 550	290 x 780 x 550	290 x 780 x 550	300 x 800 x 630	300 x 800 x 630
Net Weight	kg	22	28	34	34	34	41	41
Cooling Operating range (Outside)	CO °C	-10 ~ 46	-10 ~ 46	-10 ~ 46	-10 ~ 46	-10 ~ 46	-10 ~ 46	-10 ~ 46
Heating Operating range	RC °C	-15 ~ 24	-15 ~ 24	-15 ~ 24	-15 ~ 24	-15 ~ 24	-15 ~ 24	-15 ~ 24
Sound Power at Cooling Operation (high)	CO dB	63	61	62	63	66	68	68
<b>Pipe Size</b>								
Liquid Side	(mm)	6.35	6.35	6.35	6.35	6.35	6.35	6.35
Gas Side	(mm)	9.52	9.52	9.52	12.70	12.70	12.70	12.70
Maximum Piping Length	(m)	15	20	20	20	20	25	25
Maximum Piping Height difference	(m)	12	12	12	12	12	15	15
Chargeless Length	(m)	15	15	15	15	15	15	15
Compressor type		Twin Rotary	Twin Rotary	Twin Rotary	Twin Rotary	Twin Rotary	Twin Rotary	Twin Rotary
Power Supply	V/ph/Hz	220-240V/1Ph/50Hz	220-240V/1Ph/50Hz	220-240V/1Ph/50Hz	220-240V/1Ph/50Hz	220-240V/1Ph/50Hz	220-240V/1Ph/50Hz	220-240V/1Ph/50Hz



## SHORAI R32 Star Rating

### Ideal for the Study or Home Office

INDOOR MODEL	OUTDOOR MODEL	SIZING	ZONE	COOLING STARS	HEATING STARS
RAS-07E2KVS-G-A	RAS-07E2AVS-G-A	9-12M <sup>2</sup>	HOT	2.5 ★★★★★	2.5 ★★★★★
			AVG.	2.5 ★★★★★	2.5 ★★★★★
			COLD	2.5 ★★★★★	2.0 ★★★★★

### Ideal for Kids or Guest Room

INDOOR MODEL	OUTDOOR MODEL	SIZING	ZONE	COOLING STARS	HEATING STARS
RAS-10E2KVS-G-A	RAS-10E2AVS-G-A	9-17M <sup>2</sup>	HOT	3.5 ★★★★★	3.5 ★★★★★
			AVG.	3.0 ★★★★★	3.0 ★★★★★
			COLD	3.0 ★★★★★	2.5 ★★★★★

### Ideal for Master Suite

INDOOR MODEL	OUTDOOR MODEL	SIZING	ZONE	COOLING STARS	HEATING STARS
RAS-13E2KVS-G-A	RAS-13E2AVS-G-A	15-25M <sup>2</sup>	HOT	3.5 ★★★★★	3.0 ★★★★★
			AVG.	3.0 ★★★★★	3.0 ★★★★★
			COLD	3.5 ★★★★★	2.5 ★★★★★

### Ideal for Master Suite / Formal Dining

INDOOR MODEL	OUTDOOR MODEL	SIZING	ZONE	COOLING STARS	HEATING STARS
RAS-16E2KVS-G-A	RAS-16E2AVS-G-A	18-28M <sup>2</sup>	HOT	3.5 ★★★★★	3.5 ★★★★★
			AVG.	3.5 ★★★★★	2.5 ★★★★★
			COLD	3.5 ★★★★★	2.0 ★★★★★

### Ideal for Sitting Room / Home Theatre

INDOOR MODEL	OUTDOOR MODEL	SIZING	ZONE	COOLING STARS	HEATING STARS
RAS-18E2KVS-G-A	RAS-18E2AVS-G-A	25-35M <sup>2</sup>	HOT	3.5 ★★★★★	3.5 ★★★★★
			AVG.	3.5 ★★★★★	3.0 ★★★★★
			COLD	3.5 ★★★★★	2.5 ★★★★★

### Ideal for Dining and Formal Entertaining Room

INDOOR MODEL	OUTDOOR MODEL	SIZING	ZONE	COOLING STARS	HEATING STARS
RAS-22E2KVS-G-A	RAS-22E2AVS-G-A	30-40M <sup>2</sup>	HOT	3.5 ★★★★★	3.0 ★★★★★
			AVG.	3.5 ★★★★★	2.5 ★★★★★
			COLD	3.5 ★★★★★	2.0 ★★★★★

### Ideal for Dining and Formal Lounge

INDOOR MODEL	OUTDOOR MODEL	SIZING	ZONE	COOLING STARS	HEATING STARS
RAS-24E2KVS-G-A	RAS-24E2AVS-G-A	35-48M <sup>2</sup>	HOT	3.0 ★★★★★	3.5 ★★★★★
			AVG.	3.0 ★★★★★	2.5 ★★★★★
			COLD	3.0 ★★★★★	2.0 ★★★★★

Sizing table is strictly a guide only, it is recommended to contact a qualified Toshiba Dealer to correctly assess your individual needs. The sizing guide assumes an average house with insulated walls and ceiling height of 2.4m with an average North or West facing installation

# SHORAI

## EDGE

Toshiba is committed in improving its products to ensure the highest quality and reliability standards, and to meet local regulations and market requirements.

Product specification in this Brochure are only indicative and are subject to change. These are not intended to be used in place of the engineering or installation databook / manual.

All specification and features are subject to change without prior notice.

All images provided in this catalogue are used for illustration purpose only.

Cooling and heating capacities mentioned are at standard operating conditions.

Catalogue Part Number: 01082021  
Date: August 2021

Equipment rates in accordance with GEMS 2019 Determination



SALES AND SERVICE – 13 COOL (13 2665)

AHIC (Australia) Pty Ltd – Level 1, 152 Wellington Road, Clayton, Victoria 3168

ABN: 37 606 792 456

**TOSHIBA**  

---

**AIR CONDITIONING**